

ANT-DISTDC

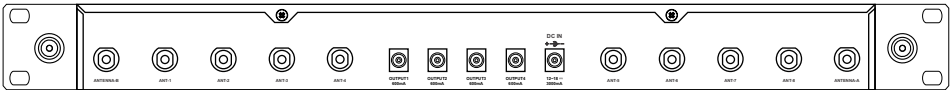



USER'S GUIDE

ANY SPOT[®]

WIRELESS SYSTEMS

Antenna Distribution System for Wireless Microphone Receivers



www.galaxyaudio.com/products/ant-distdc



MAKERS OF THE ORIGINAL
HOT SPOT PERSONAL MONITOR

System Components

System Description

ANT-DISTDC utilizes a newly developed low noise and amplifier circuit design. With 8-channels of low loss divider circuitry, four wireless mic receivers can be used with two antennas. Four DC power outputs are provided to eliminate the need of individual power supplies for the receivers.

Systems include:

ANT-DISTDC Antenna Distribution Amplifier


(4) DC Power Cables

(10) BNC Cables

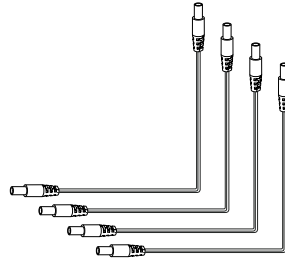
(2) Panel mount BNC feed-through connectors (CN-BNCPPM)

Power Supply

User Guide



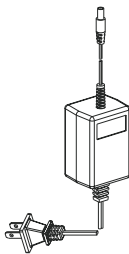
10 BNC Cables



4 DC Power Supply Cables



2 Panel mount
BNC feed-through
connectors
(CN-BNCPPM)



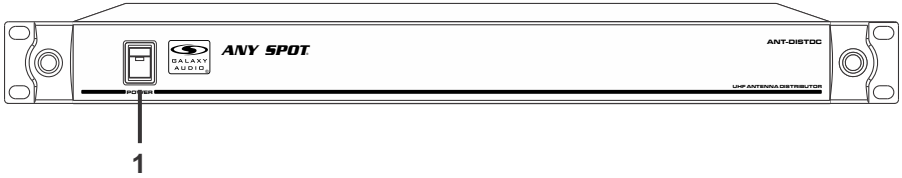
1 Power Supply



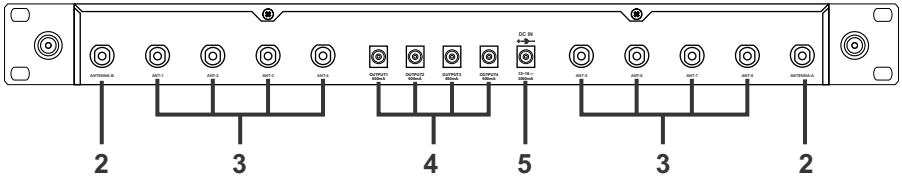
1 User Guide

ANT-DISTDC Antenna Distribution Amplifier

Front Panel

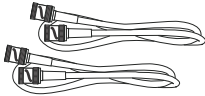


Back Panel

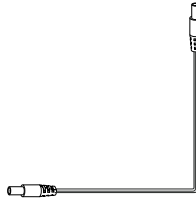


1. On/Off Switch
2. Antenna Socket
3. Antenna Distribution Connection Sockets
(Carries signals to receivers to increase receiving distance)
4. Power Distribution Connection Sockets
Provides Power Supply to Receivers
5. DC In

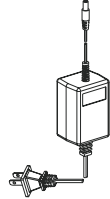
Dual System Installation



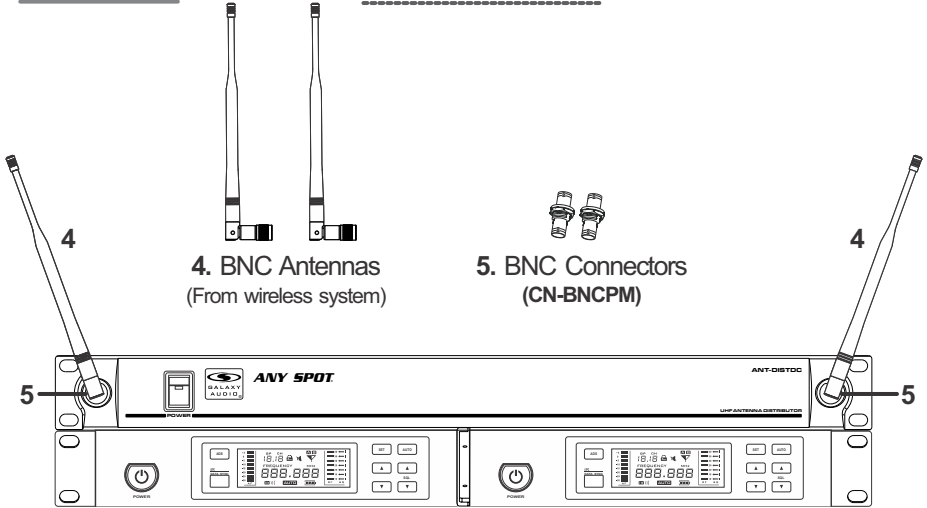
1. BNC Cables



2. Power Supply Cable

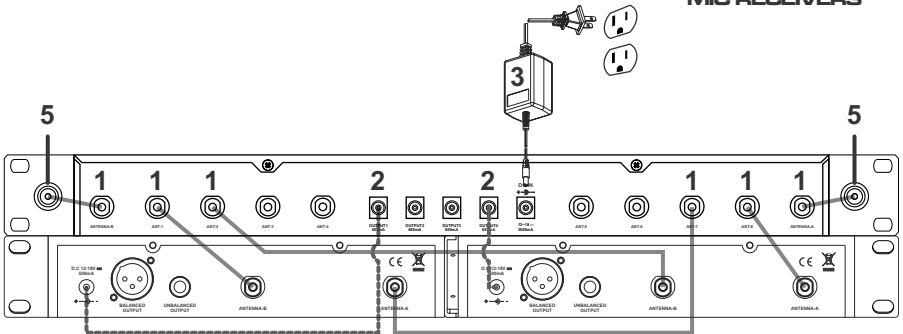


3. Power Supply



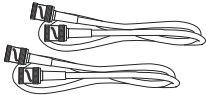
Note: Use only with wireless microphone receivers.
Will not work with wireless in-ear systems.

Shown with optional
**CTS WIRELESS
MIC RECEIVERS**

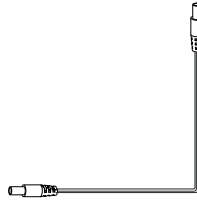


- 1. BNC Cables —————
- 2. Power Supply Cable -----

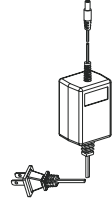
Quad System Installation



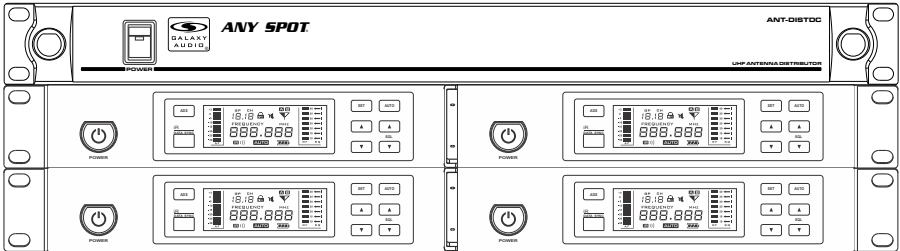
1. BNC Cables



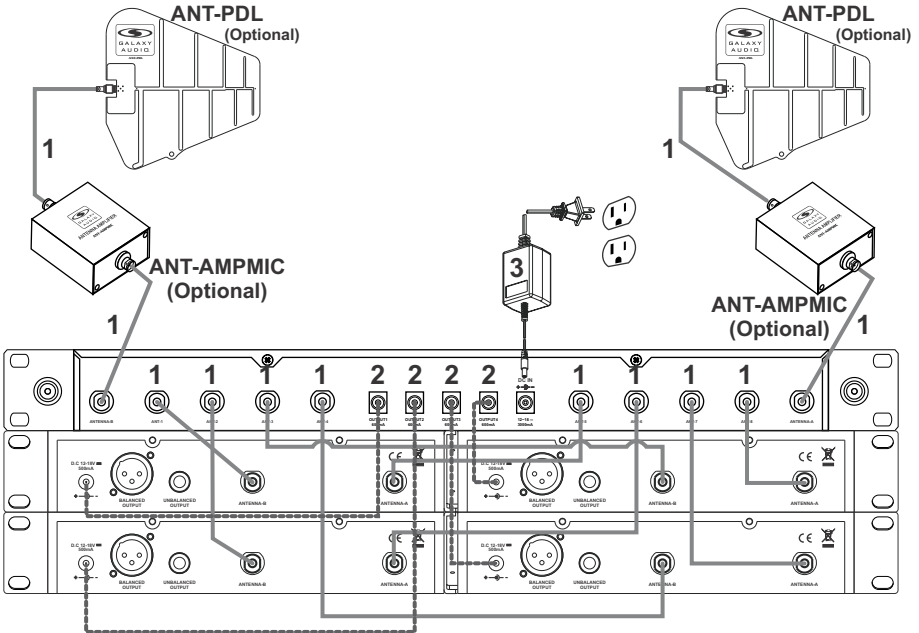
2. Power Supply Cable



3. Power Supply



Extended range setup using optional directional paddle antennas and amplifiers.



1. BNC Cables —————
 2. Power Supply Cable -----

Accessories and Replacement Parts


Many of these parts and accessories may be found and purchased from the Galaxy Audio website in either the Galaxy Store (<https://www.galaxyaudio.com/parts-and-accessories>) or in the accessories tab of each products web page.



AS-EXTBNC - BNC Connector and Cable for front mounting the antennas on the wireless mic and in-ear systems.



AS-ANTBNC - Replacement BNC Antenna for use with Galaxy Audio Wireless Personal Monitors and Wireless Microphones.



ANT-AMPMIC - Antenna Amplifier utilizes phantom power and a low noise design which covers all UHF frequency points from 500MHz to 900MHz. Metal construction, requires phantom power (9VDC), 50 ohm input/output impedance.



ANT-PDL - Directional antenna used to decrease interference to other equipment. Frequency range 500-900MHz The UHF wide-band (500-900 MHz) directional LPDA (log periodic dipole array) antenna reduces outside interference while providing increased send/receive signal range. Each antenna paddle is matched to 50 ohms impedance with a low-loss BNC connector; 7dBi gain. For permanent or temporary installation; mounts to 5/8"-27 threads.



PS-13.5-35.5 - Replacement Power Supply for AS-900, AS-1100, AS-1500, VES, VSC, ECD, ECM, PSE, TRC & DHT.



AS-UA12-14.5 - Universal Power Supply for Replacement Power Supply for AS-900, AS-1100, AS-1500, VES, VSC, ECD, ECM, PSE, TRC, DHT, DHTQUAD, & CTS. Includes adapters for most other countries.

ANT-DISTDC Antenna Distribution Amplifier

Input Impedance: 50 ohm

Output Impedance: 50 ohm

Antenna Input Socket: BNC

Antenna Output Socket: BNC

Gain: 3dB

Frequency Bandwidth: 200mHz

Power Supply: DC 12-18V 3000mA

Weight: 4.4 lbs. (2kg)

Dimension: 1.8" x 16.14" x 6.3" (45mm x 410mm x 160mm)

FCC Consumer Alert for Wireless Microphones (U.S.)

Most users do not need a license to operate this wireless microphone system. Nevertheless, operating this microphone system without a license is subject to certain restrictions: the system may not cause harmful interference; it must operate at a low power level (not in excess of 50 milliwatts); and it has no protection from interference received from any other device. Purchasers should also be aware that the FCC is currently evaluating use of wireless microphone systems, and these rules are subject to change.

For more information, call the FCC at 1-888-CALL-FCC (TTY: 1-888-TELL-FCC) or visit the FCC's wireless microphone website at www.fcc.gov/cgb/wirelessmicrophones



MAKERS OF THE ORIGINAL
HOT SPOT PERSONAL MONITOR



www.galaxyaudio.com

THREE YEAR LIMITED WARRANTY

WARRANTY Information can be viewed online at
<https://www.galaxyaudio.com/support/warranty>



www.galaxyaudio.com/support/warranty

ANT-DISTDC

USER'S GUIDE

Specifications in this manual are subject to change without notice.
For the most up to date manual and information
visit www.galaxyaudio.com.

1-800-369-7768 www.galaxyaudio.com

© Copyright Galaxy Audio 2018

Printed in China

V20180914